




# The Diabetes Eye Care Clinical Pathway





## Step 2: Screen the patient's eyes

Type 1 diabetes		Children ≥15 years with 5 years' diabetes duration should be annually screened.
Type 2 diabetes		Children, adolescents and adults should be screened at diagnosis and annually thereafter.
Pregnancy		Women with pre-existing type 1 and type 2 diabetes should be screened before conception, during the first trimester, as needed during pregnancy, and within the first year postpartum. Women with gestational diabetes do not require screening during pregnancy.

**Source:** Screening for Retinopathy Guidelines (Diabetes Canada Clinical Practice Guidelines 2018)

## Step 3: Assess level of Diabetic Retinopathy (DR) and send letter to Primary Care Provider


## Step 4: Refer patient if required

Assessment Findings	To be seen within...	By...
No DR or Mild Non proliferative (NPDR)		Optometrist
Moderate or Higher NPDR or Diabetic Macular Edema		General Ophthalmologist (Grande Prairie, Red Deer, Lethbridge). or A Retina Subspecialist Ophthalmologist (Edmonton, Calgary, Medicine Hat)
Proliferative Diabetic Retinopathy		
Vitreous hemorrhage		



## Step 1: Referral for eye screening

Refer patient to Optometrist or Ophthalmologist for Diabetes Eye Health Exam (or ocular telehealth screening if an Optometrist is not accessible).



## Note: Optometrists and Ophthalmologists



Optometrists are available to perform the Diabetes Eye Health Exam and will refer to an Ophthalmologist when treatment is required. Patients can self-refer to an Optometrist. Ophthalmologists can also perform this exam but a referral is required.